

## Jatakarma

The persons concerned (priests etc.) sprinkle water on the woman that is giving birth to a child while recited Mantras (special words) as an act of purification.

The ceremony proper should be performed before the umbilical cord of the child is severed. The father looks at the face of the newly born infant and this at once pays his debt to his ancestors. Thereafter he must immediately bathe in cold water with his clothes on. Actually, he must jump into a river or a lake so as to cause the splashing waters to rise in the air as high as a palm tree. He is then enjoined to perform dana, dharma etc. (charity and other good deeds) as the merits earned by him at that time are of immense benefit.

Thereafter the father of the child should write AUM (see below) syllable on the tongue of the child with the pre-prepared golden bar dipped in ghee (a kind of butter) and honey mixed properly. Doing so he should whisper 'VEDOASITI' ("You are a knowledgeable person") in the right ear of the child and then, with the bar of the gold make the child lick a little of the mixed ghee and honey with some Mantras:

"O child, for you I give this ghee and honey has been produced by God who is the producer of all the wealth of the world. May you be preserved and be protected by learned men and your parents. May you attain long life and live in this world for hundred autumns."

Through this the child becomes part of the Hindu religion and close to God from the start.



Aum – A mystical symbol in Hinduism, said to represent all its ideas.

Stage 1: Read the information on Jatakarma (above) and summarise it in 5 bullet points. Make sure you read it properly before you begin. You have 15 minutes.

• The priests sprinkle water on the woman <sup>giving the</sup> while special words act as purification.

• The ceremony should be performed before the umbilical cord of the child is severed.

• The father has to jump into a cold river or lake and splash the water as high as a palm tree.

• Thereafter the father of the child writes Aum on the tongue of the child pre-prepared golden bar with honey. He should then whisper in the child's right ear - VEDASITI. Men make the child lick a little mixed ghee & honey.

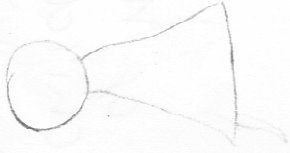
• The child then becomes a part of the Hindu religion.

Stage 2: Read the information on Jatakarma and the bullet point summary (over the page) then draw a diagram with labels to show what happens in the ceremony.





The baby has just been born

The Sather drawingen tang



The priest saying some words




The jump in to the

Stage 3: Look at all the information already present and draw a diagram with labels to show what happens in the ceremony.



Stage 3: Look at all the information already present and draw a diagram with labels to show the *spiritual* dimension of the ceremony. The diagram does not need to show what is happening on the outside, but what is happening on the *inside*.



The brain of  
a knowledgeable  
baby